IMPORTANT NOTICE

SARVAJANIK UNIVERSITY

Student Portal Login & Registration Update

Dear Students,

Sarvajanik University has introduced an enhanced Student Portal login system to provide students with a more secure and convenient login experience.

Previously, students could log in using their **Enrollment Number and Date of Birth**. With the new system, students are required to complete a **one-time account registration and password setup** before accessing the Student Portal.

HOW TO ACCESS THE NEW STUDENT PORTAL

Step 1: Open the Student Portal

- Visit the Sarvajanik University Student Portal.

Step 2: Click on Account Setup / Password Reset

- On the new login page, click on the Account Setup / Password Reset option.

Step 3: Enter Your Enrollment Number

- Enter your University Enrollment Number.
- Click on the Proceed button.

Step 4: Verify Your Student Details

- Your Enrollment Number will be displayed.
- Enter your Date of Birth.
- Your registered mobile number will be partially displayed for identification.
- Enter your complete registered mobile number.

Step 5: Create Your Password

- Enter a new password of your choice.
- Re-enter the password to confirm it.
- Click on Proceed to Verify Details & Generate OTP.

Step 6: Complete Mobile Verification

- An OTP will be sent to your registered mobile number. Verify the OTP to complete your account registration.

Step 7: Login to the Student Portal

- Return to the Student Portal login page.
- Enter your Enrollment Number.
- Enter your newly created password.
- Click on LOGIN to access your student account.

IMPORTANT INSTRUCTIONS

1. This is a one-time registration process for existing students.
2. Students must complete the account setup before logging in through the new system.
3. Your Enrollment Number will remain the same. Only the login authentication method is changing.
4. Please ensure that you have access to your registered mobile number to receive the OTP.
5. If your registered mobile number is incorrect or unavailable, please contact the college for assistance.
6. Students who have already completed account registration can directly log in using their Enrollment Number and password.

Please Note: The previous login method using Enrollment Number and Date of Birth has been replaced by the new password-based login system. All students are requested to complete their one-time account setup and start using the new Student Portal.

Sarvajanik University

Reference Images

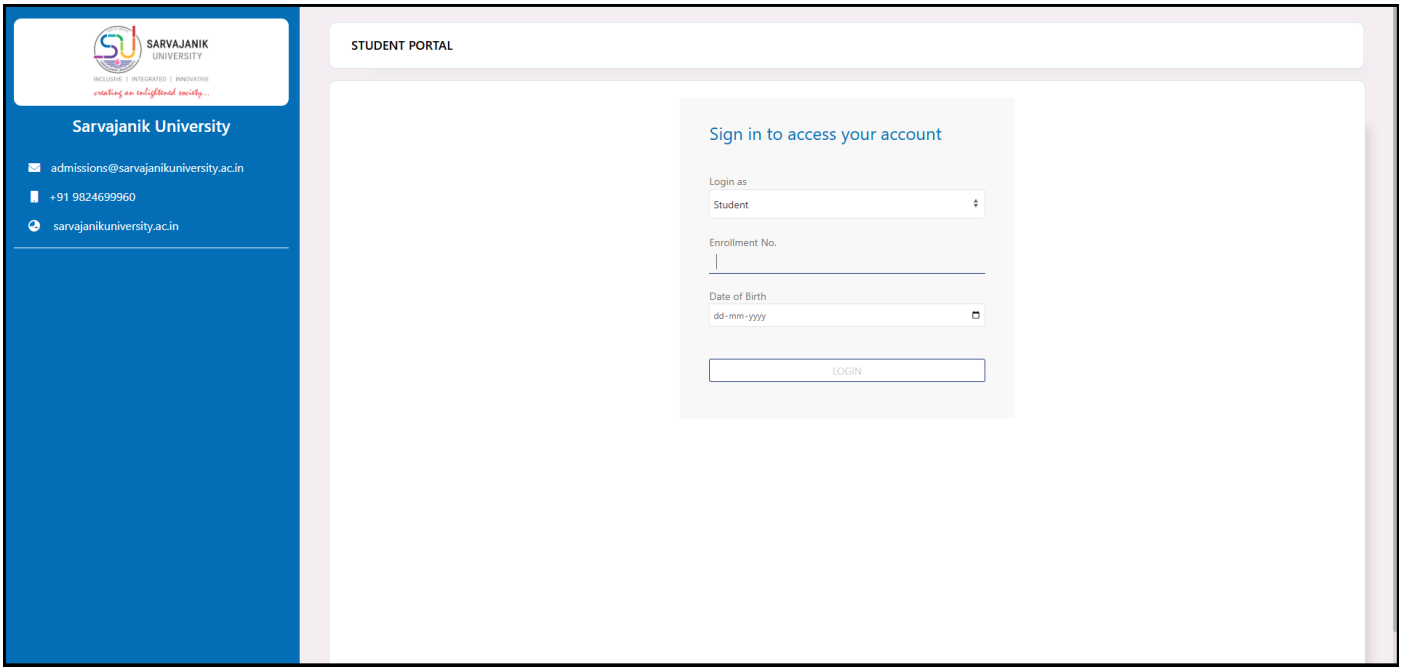

Old login page

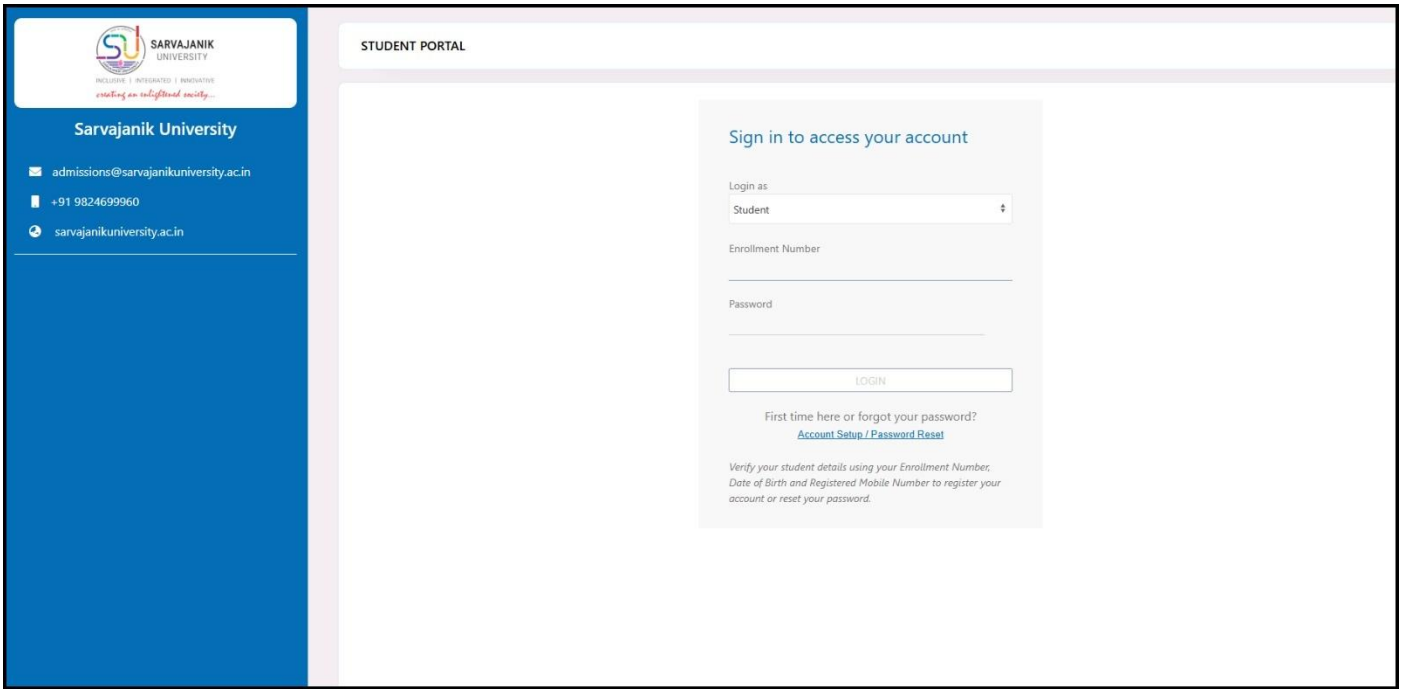

New login page

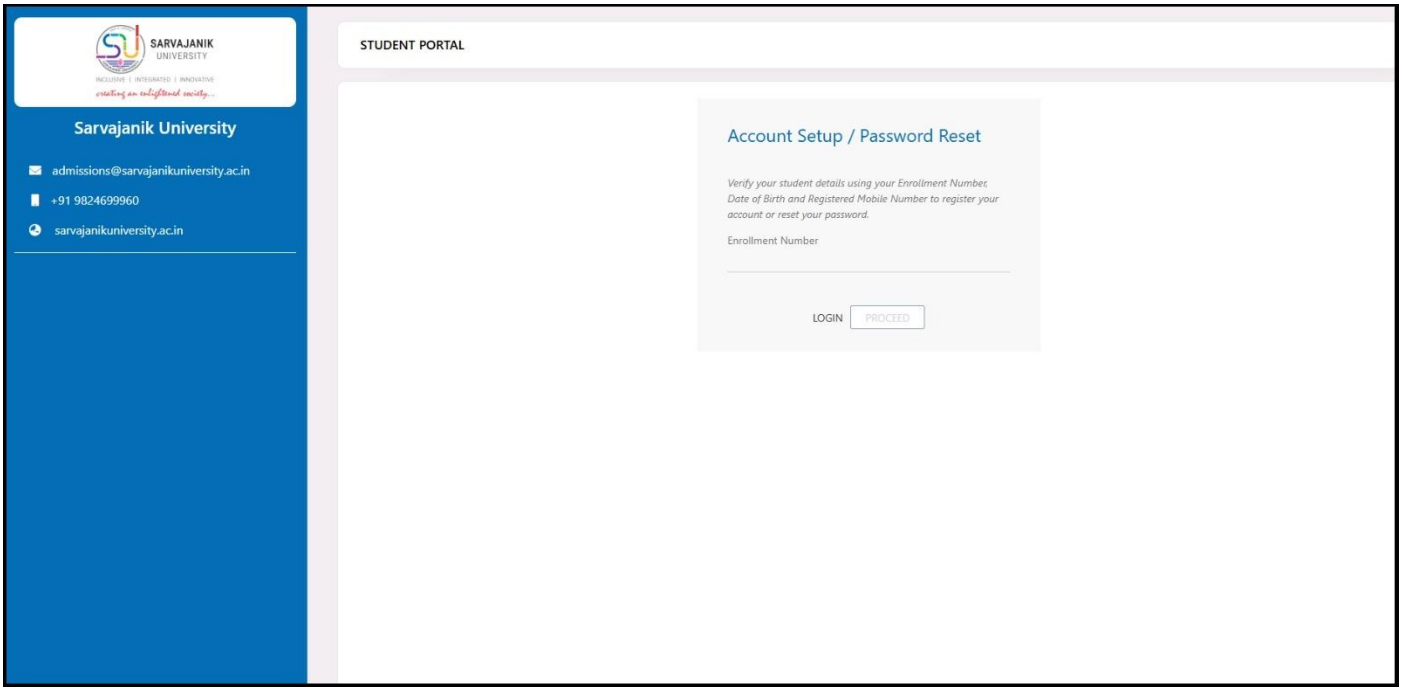

Registration Page 1

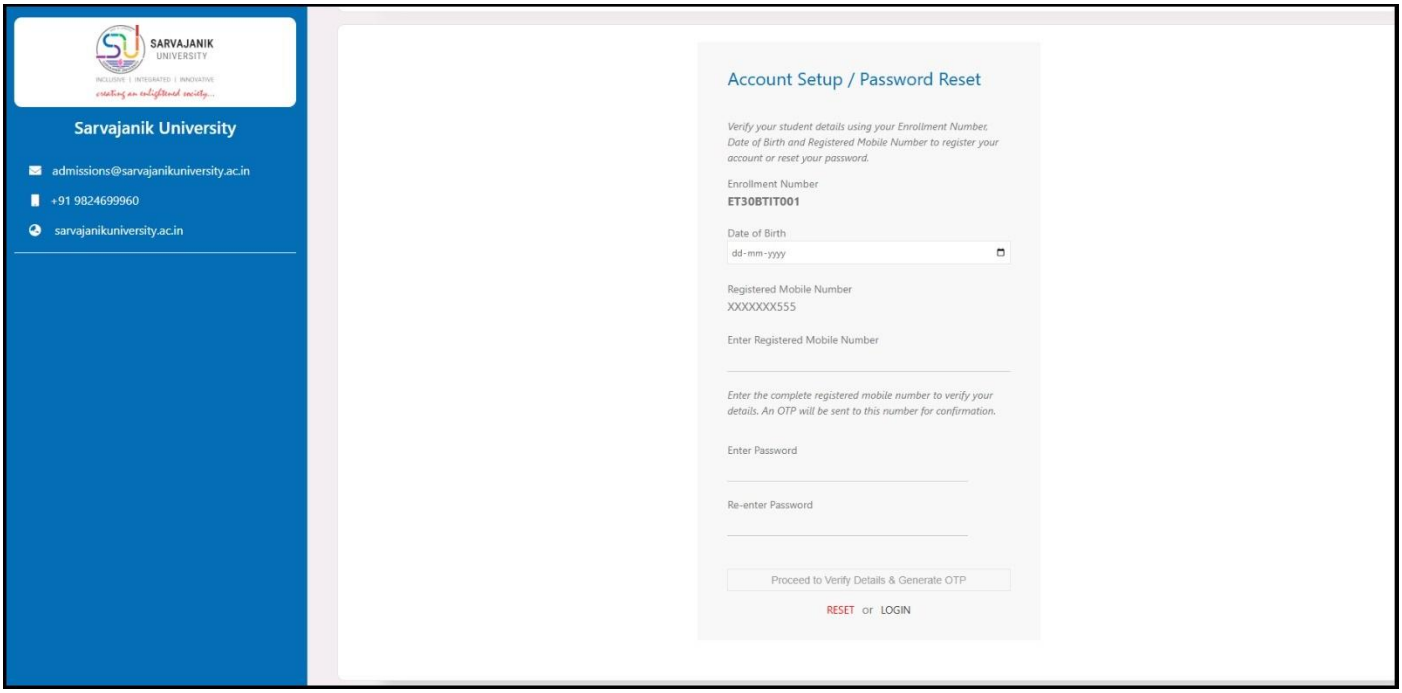

Registration Page 2